

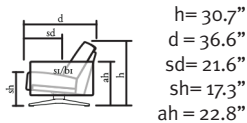
Stressless® Stella

HANSEN
INTERIORS



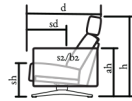
Ottoman
(Steel)

Ottoman
(Wood)



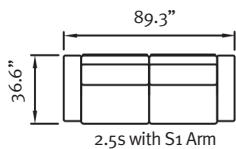
h= 30.7"
d = 36.6"
sd= 21.6"
sh= 17.3"
ah = 22.8"

You will need 4.5" behind the sofa for the Stressless reclining function.

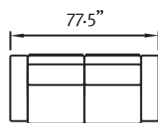


h= 38.6"
d = 36.6"
sd= 21.6"
sh= 17.3"
ah = 22.8"

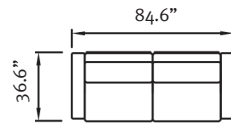
You will need 7.5" behind the sofa for the Stressless reclining function.



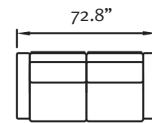
2.5s with S1 Arm



2s with S1 Arm



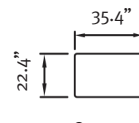
2.5s with S2 Arm



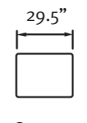
2s with S2 Arm



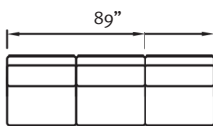
1s



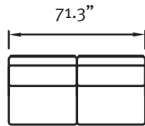
Ottoman
Large



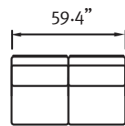
Ottoman
Medium



3s without arms



2.5s without arm



2s without arm



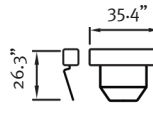
1.25s
without arm



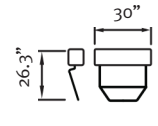
1s
without arm



Corner



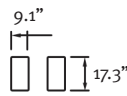
Headrest
(1.25s/2.5s)



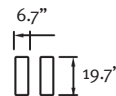
Headrest
(1s/2s/3s/Corner)

NOTES:

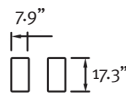
- Legs are available in Wood or the following two Steel finishes: Matte Black or Chrome
- 1 Seat and 1.25 Seat without Arms CAN NOT be combined with arms as a stand alone chair
- 1 Seat and 1.25 Seat CAN ONLY attach to a single arm/corner or a panel



S1 Arm
Left Right



S2 Arm
Left Right



SW1 Arm
Left Right



S1 Arm



S2 Arm



SW1 Arm