

nielaus[®]
handmade design furniture

HANDY SYSTEM

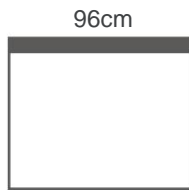
Design: Preben Henriksen, Hero 1962



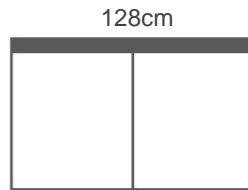
MODULES



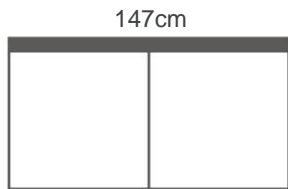
1 pers.



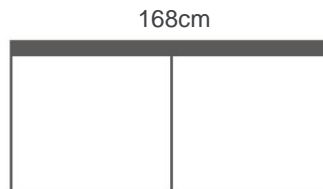
1 1/2 pers.



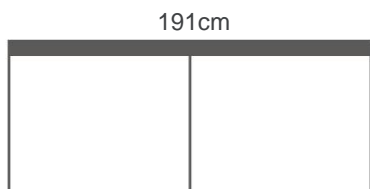
2 pers.



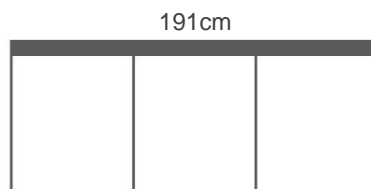
2 1/2 pers.



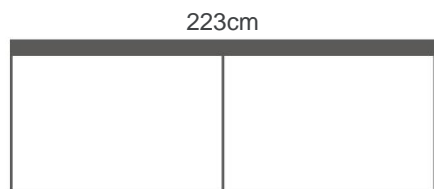
2 3/4 pers.



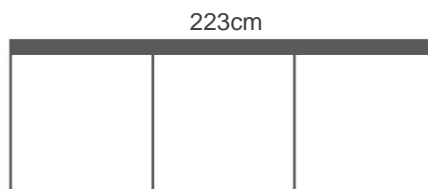
3 pers. With 2 cushions



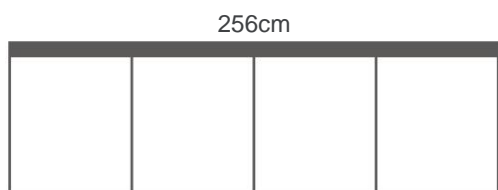
3 pers. With 3 cushions



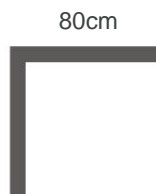
3 1/2 pers. With 2 cushions



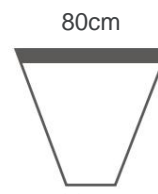
3 1/2 pers. With 3 cushions



4 pers. With 4 cushions



90° corner



45° corner



Chaise longue



Open-end right

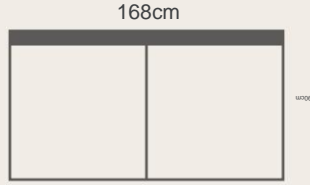


Open-end left

XL MODULES



2 1/2 pers.



2 3/4 pers.



3 1/2 pers. With 2 cushions

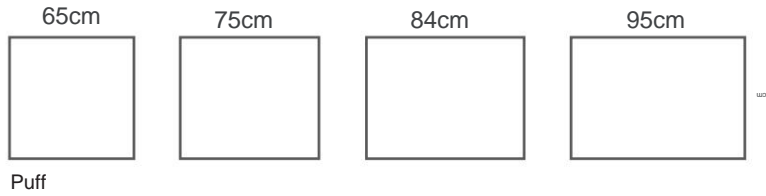


3 pers. With 2 cushions



3 1/2 pers. With 3 cushions

PUFF MODULES



ARMREST



A: 7cm high



W: 10cm high



C: 13cm high



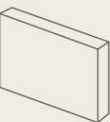
D: 10cm low



E: 16cm low



F: 13cm low



A: 7cm high



W: 10cm high



C: 13cm low

ARMPUDER



12



3



45



5 XL

STANDARD LEGS: RETAINED OR IN ARM



H02 *

Stainless steel | 70
Eg | 10-12-14-16-18
Beech | 02-04-06-08-09-42



H04 *

Stainless steel | 70
Eg | 10-12-14-16-18
Beech | 02-04-06-08-09-42



H06

Aluminum | 60



H08

Chrome | 80
Black powder coating | 90



H10

Chrome | 80
Black powder coating | 90



H12

Stainless steel | 70



H14

Aluminum | 60
Black powder coating | 90
Can only be placed in the headboard

* H02 and H04 + 3cm HEIGHT (See price supplement)

SPECIAL LEG + MEDER SEE PRICE SUPPLEMENT



H80 *

Walnut | 40
Eg | 10-12-14-16-18
Beech | 02-04-06-08-09-42



H50 *

Stainless steel | 70
Chrome | 80
Black powder coating | 90



H90

Stainless steel | 70
Can only be placed impressions




H70 *

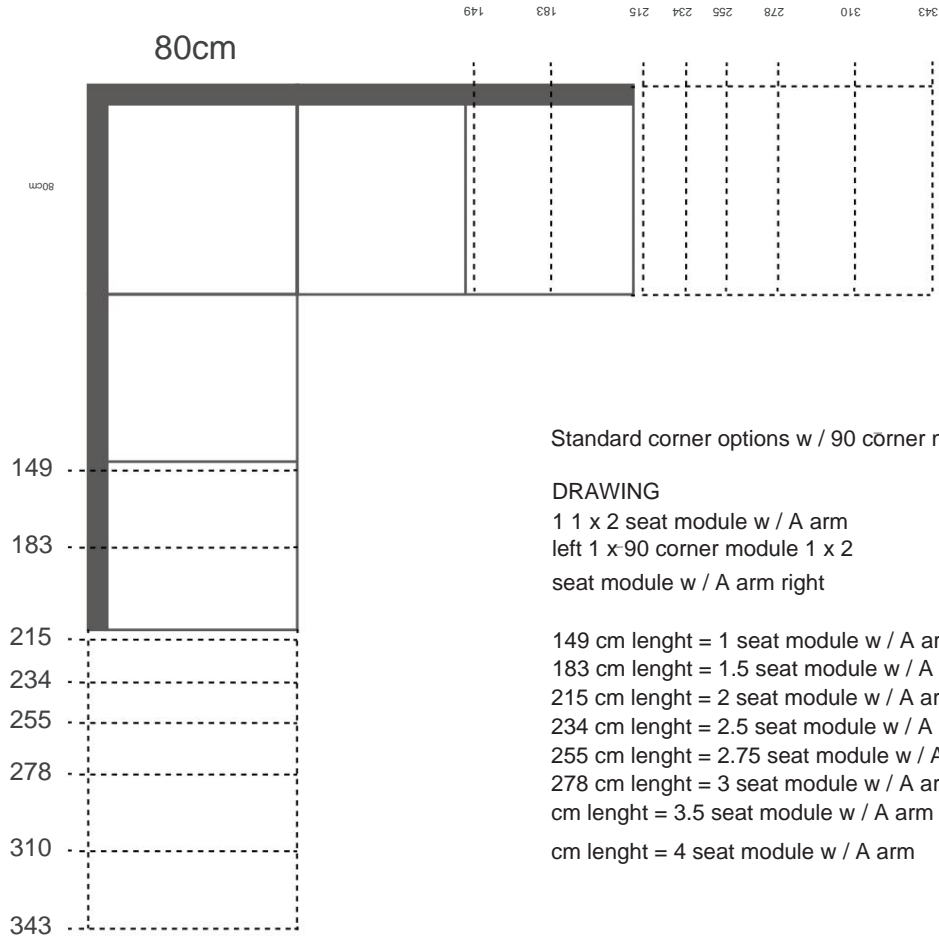
Chrome | 80
Black powder coating | 90

* CAN ONLY BE PLACED IN THE ARM

BONE SURFACE



INSPIRATION AND EXAMPLES

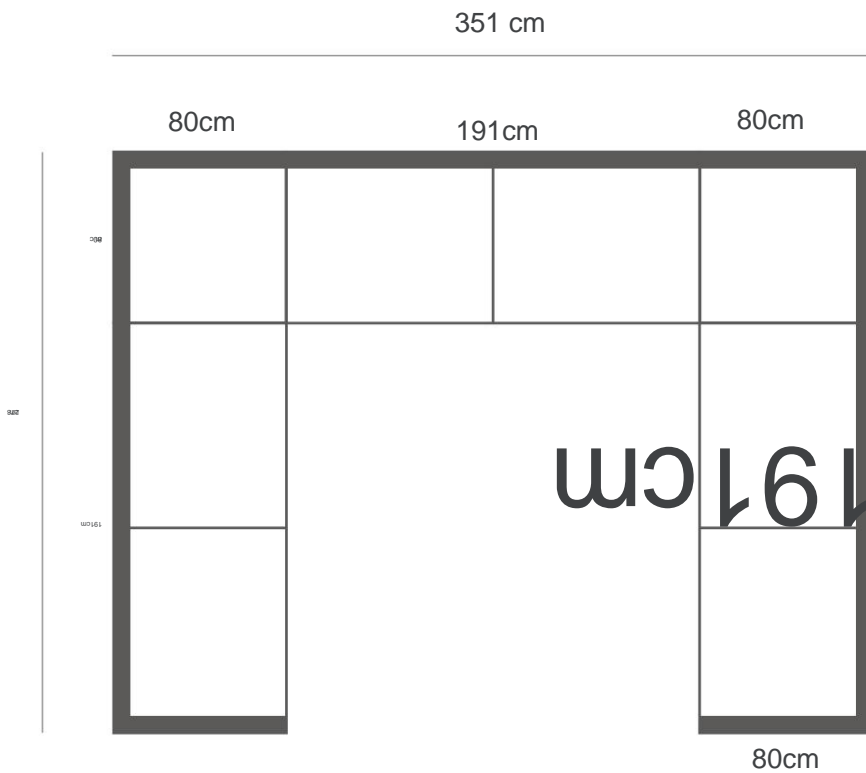


Standard corner options w / 90 corner module

DRAWING

1 1 x 2 seat module w / A arm
 left 1 x 90 corner module 1 x 2
 seat module w / A arm right

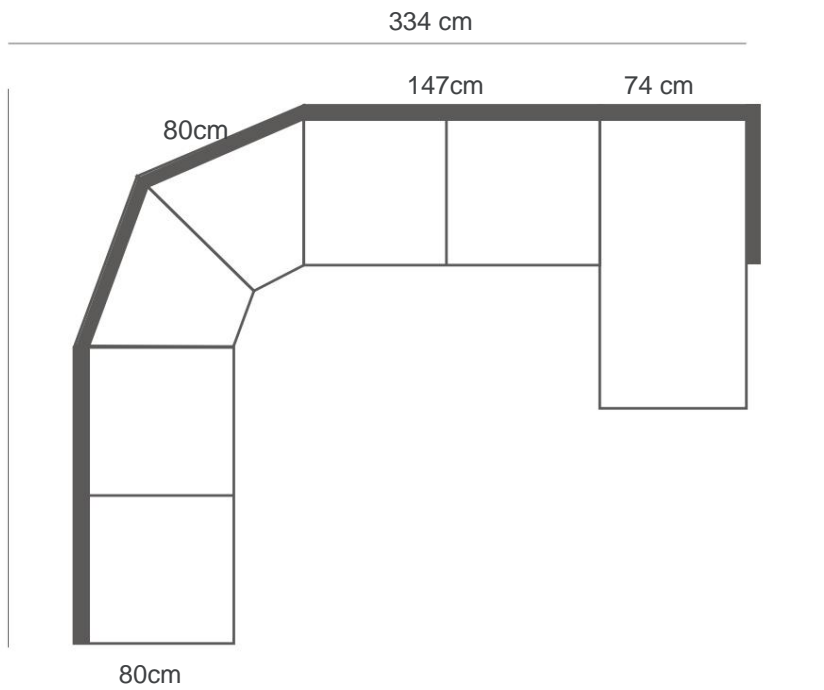
- 149 cm length = 1 seat module w / A arm
- 183 cm length = 1.5 seat module w / A arm
- 215 cm length = 2 seat module w / A arm
- 234 cm length = 2.5 seat module w / A arm
- 255 cm length = 2.75 seat module w / A arm
- 278 cm length = 3 seat module w / A arm
- 310 cm length = 3.5 seat module w / A arm
- 343 cm length = 4 seat module w / A arm



DRAWING

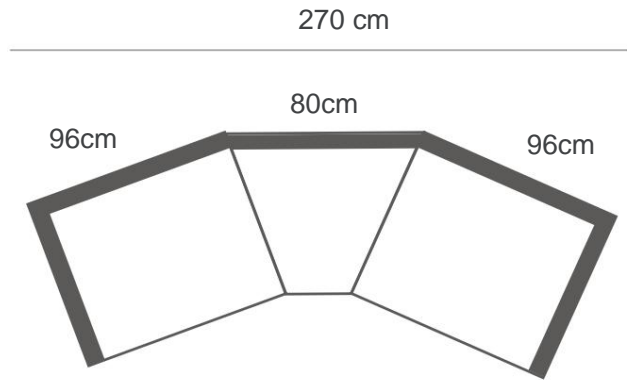
2 1 x 3 seat module 2 cushions w / A arm
 left 1 x 90 corner module 1 x 3 seat module
 2 cushions w / out arms 1 x 90 corner
 module 1 x 3 seat module 2 cushions w / A
 arm right

INSPIRATION AND EXAMPLES

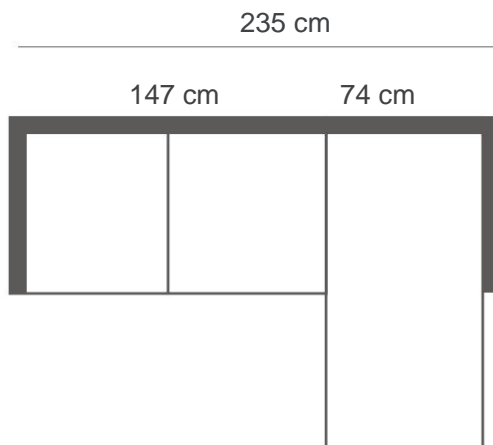


DRAWING
3 1 x 2,5 seat module w / A arm left
2 x 45 corner module 1 x 2,5 seat
module w / out arms 1 x 74 cm
chaise longue w / A arm right

DRAWING
4 1 x 1,5 seat module w / A arm left
1 x 45 corner module 1 x 1,5seat
module w / A arm right



1 1/2 pers.
45 corner



DRAWING
5 1 x 2.5 seat module w / A arm left
1 x 74 cm chaise longue w / A arm right

DESIGN YOUR OWN LUXURY AND DREAM SOFA

Timeless Danish design, good seating comfort and a myriad of variation options make model Handy a unique piece of furniture. The sofa is built up of a number of modules, so that you can design your sofa or corner arrangement yourself - in exactly the shape, size and color that suits your particular home. The result is a functional piece of furniture that can be varied in a wide range of areas, e.g. leg type / placement, armrests, arm cushion, cute / back cushion type, fixed or removable fabric cover on frame etc. It is only the imagination that sets the limit for model HANDY.



nielaus[®]
handmade design furniture