

CATALINA DINING IN WALNUT/CHERRY

Combining the clean, unadorned lines of the International Modernists with organic and geometric forms, the Catalina Collection is suggestive of the works of America's Mid-Century Modern designers. The years following WWII were a time of uncertainty but also of great hope and progress. Designs of the period reflected that sense of hope and the promise of an ideal future. In our current period, one finds comfort and nostalgia in Catalina's retro-modern shapes and sensibilities.

The Catalina Dining Room is crafted in solid American black walnut hardwood with natural finish and Made to Order with a variety of knob or pull options. Dining items in walnut are finished with a low sheen (10 sheen) topcoat. The finish is **GREENGUARD Certified** for low chemical emissions.



SCAN HERE TO VIEW
Easy Stow Extension
and Leaf Storage



Extension Tables

Extension tables incorporate self-equalizing, ball bearing extension glides and a single 24" self-storing butterfly leaf for single handed operation.

easystow
EXTENSION AND LEAF STORAGE



Four Leg Extension Table

6-CAL-20-04	46"w x 72"/96"l x 30"h
6-CAL-21-04	46"w x 66"/90"l x 30"h
6-CAL-22-04	40"w x 72"/96"l x 30"h
6-CAL-24-04	40"w x 66"/90"l x 30"h
6-CAL-23-04	40"w x 60"/84"l x 30"h



Top View



Round Extension Table

6-CRE-48-04	48"w x 48"/72"l x 30"h
6-CRE-54-04	54"w x 54"/78"l x 30"h
6-CRE-60-04	60"w x 60"/84"l x 30"h



Extension Tables

easystow
EXTENSION AND LEAF STORAGE



Trestle Extension Table

6-CAL-19-04 46" w x 72"/96" l x 30" h

6-CAL-18-04 46" w x 66"/90" l x 30" h

6-CAL-17-04 40" w x 72"/96" l x 30" h

6-CAL-16-04 40" w x 66"/90" l x 30" h

6-CAL-15-04 40" w x 60"/84" l x 30" h



Top View



Square Extension Table

6-CSE-48-04 48" w x 48"/72" l x 30" h



Fixed-Top Tables



Top View

40" SQUARE TABLE 6-CAL-05-04 40"w x 40"l x 30"h



40" x 60" TABLE 6-CAL-06-04 40"w x 60"l x 30"h



40" x 78" TABLE 6-CAL-10-04 40"w x 78"l x 30"h

Dining Chairs & Stools



Ingrid Armchair - Upholstered Seat
8-ING-22-04

21 1/2"w x 22"l x 37 1/2"h



Ingrid Sidechair - Upholstered Seat
8-ING-20-04

19 3/4"w x 22"l x 37 1/2"h



Ingrid Armchair - Wood Seat
8-ING-23-04

21 1/2"w x 22"l x 37 1/2"h



Ingrid Sidechair - Wood Seat
8-ING-21-04

19 3/4"w x 22"l x 37 1/2"h



Morgan Armchair
8-MOR-32-04

21 1/2"w x 22"l x 37 1/2"h



Morgan Sidechair
8-MOR-30-04

19 3/4"w x 22"l x 37 1/2"h



Estelle Arm Chair
8-EST-52-04

23 3/8"w x 20 7/8"l x 33 3/4"h



Estelle Side Chair
8-EST-50-04

19 3/4"w x 20"l x 33 3/4"h



Estelle Counter Stool - seat height 26"
8-EST-60-04

19 3/4"w x 20"l x 41 1/2"h



Estelle Bar Stool - seat height 30"
8-EST-65-04

19 3/4"w x 20"l x 45 1/2"h



Upholstery Options

Upholstered items are available in a range of microsuede, fabric, UltraSuede®, UltraLeather® Original by UltraFabrics®, Elements Collection by Sunbrella or leather colors as well as COM (customer's own material). Please refer to the upholstery page of this catalog.



Buffets & Hutches

Buffets are available in four configurations to serve a wide range of storage needs.

The silverware drawer is fitted with an anti-tarnish insert.

Hutches incorporate adjustable/removable shelves for wine bottle and stemware storage.



2 Doors over 4 Door Buffet
6-CALC-60-04 66 1/8" w x 19" l x 36" h
Hutch 16"
6-CAL-75-04 60" w x 12" l x 16" h



4 Door Buffet
6-CALC-40-04 66 1/2" w x 19" l x 29 7/8" h
Hutch 30"
6-CAL-80-04 60" w x 12" l x 30" h



2 Door Buffet
6-CALC-25-04 33 1/2" w x 19" l x 29 7/8" h



1 Door on either side of 3 Drawers Buffet
6-CALC-50-04 66 1/8" w x 19" l x 29 7/8" h



3 Drawers on Right, 2 Doors on Left Buffet
6-CALC-51-04 66 1/8" w x 19" l x 29 7/8" h



3 Drawers on Left, 2 Doors on Right Buffet
6-CALC-52-04 66 1/8" w x 19" l x 29 7/8" h



4 Drawers on Right, 1 Drawer over 2 Doors on Left Buffet
6-CALC-71-04 66 1/8" w x 19" l x 36" h



1 Drawer over 2 Door Buffet
6-CALC-30-04
33 1/2" w x 19" l x 36" h



4 Drawers on Left, 1 Drawer over 2 Doors on Right Buffet
6-CALC-72-04 66 1/8" w x 19" l x 36" h




The silverware drawer is fitted with an anti-tarnish insert.









Bar Cabinet
4-CAL-80-04
33 1/2" w x 20" l x 50 1/2" h

Bar Cabinet with Lock
4-CAL-80-04-LOCK



Catalina Dining also includes a Bar Cabinet featuring:

-  Locking doors (optional) with bottle storage
-  Stemware storage with mirrored backing
-  Wine bottle storage
-  LED interior lighting
-  Pullout acrylic work surface
-  Soft close storage tray