



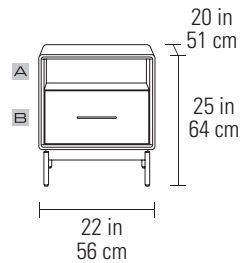
LINQ® NIGHTSTANDS

DESIGN **MATTHEW WEATHERLY**

Available in two sizes and configurations, Linq nightstands are the ideal bedside companion. With an integrated power hub, a sliding top panel that brings the entire top surface forward for easier reach, and generous storage, these tables are one-part nightstand and two-parts command center.

9181 22" NIGHTSTAND

Dimensions	25H x 22 x 20 in 64H x 56 x 51 cm
Top Panel Extension	8 in 20 cm
Top Capacity	50 lbs 23 kg
Weight	79 lbs 36 kg



A Shelf

Dimensions	5.25H x 20 x 15.25 in 14H x 50 x 39 cm
Capacity	35 lbs 16 kg

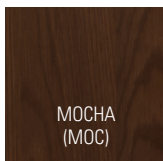
B Drawer

Dimensions	8H x 18.25 x 13 in 21H x 46 x 33 cm
Capacity	25 lbs 11 kg




STORE AND MORE

More than simply a place to keep your books, lotions and potions, Linq nightstands are high performance engineered to keep your everyday electronics recharged and accessible.



MOCHA
(MOC)



NATURAL
WALNUT
(WL)

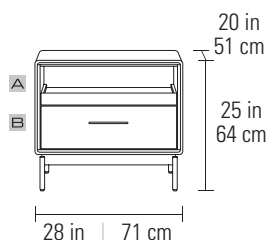


OUT IN FRONT

Both Linq nightstands feature a unique sliding top. This provides easy access to the table's power supply in the back and extends the top surface forward, putting everything within better reach while lying in bed.

9182 28" NIGHTSTAND

Dimensions	25H x 28 x 20 in 64H x 71 x 51 cm
Top Panel Extension	8 in 20 cm
Top Capacity	50 lbs 23 kg
Weight	101 lbs 46 kg



A Pull Out Tray

Dimensions	4.75H x 24.75 x 15.25 in 12H x 63 x 38 cm
Extension	14 in 35.5 cm
Capacity	35 lbs 16 kg

B Drawer

Dimensions	6.5H x 24.25 x 13 in 16H x 62 x 33 cm
Capacity	35 lbs 16 kg



POWERED FOR THE PEOPLE

The nightstands include a power strip conveniently positioned to allow the connection of a lamp, clock, sound machine, air purifier, and charging cords. The strip includes three standard outlets and one USB-A and USB-C outlet. Excess wires can be neatly organized around the included wire wraps.



CHARGE FORWARD

The 28" nightstand includes a pull-out lower shelf with a wire management back panel that keeps charging cables under control. The shelf's raised perimeter keeps contents secure.

When used with an adjustable mattress, the lower shelf becomes a particularly convenient location to access from a raised position.



Linq 9182 28" Nightstand



Linq 9181 22" Nightstand



BDI's products are packaged with recyclable materials. Dimensions, specifications, and availability are subject to change. For current specifications and availability, visit www.bdiusa.com. Listed capacities assume even distribution of weight. BDI's designs are protected by US and international patents, trade dress, and/or copyright laws. "LINQ" and BDI are trademarks of Becker Designed Inc. All rights reserved. ©2024, BDI