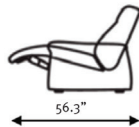
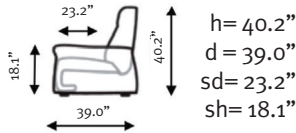
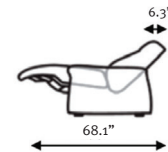


# Stressless® Mary HR

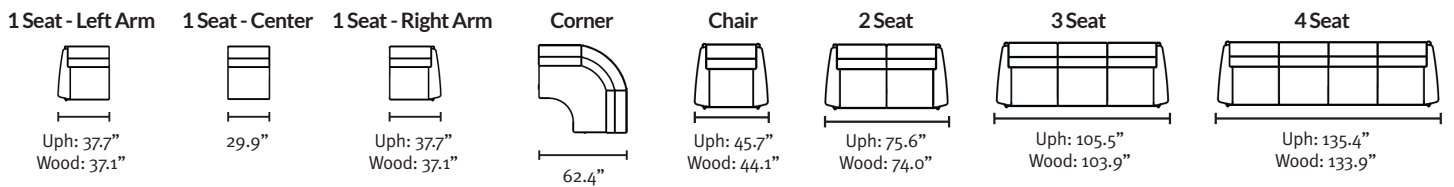
HANSEN  
INTERIORS



You will need 6.3" behind the sofa for the Stressless® reclining function.



Max. Power Recliner Depth: 68.1



Arm Options:

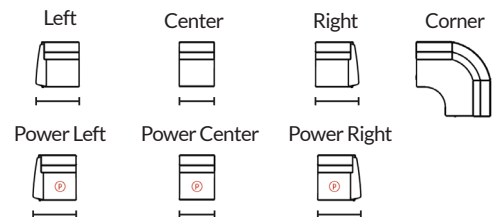


Upholstered



Wood

Available Modules:



## NOTES:

- Mary HR seats are offered as 2 options: **Power Recline** (Leg Rest, Recline and Power Headrest) or **Stationary** (No Power). Power Recline functions can not be separated (i.e. Power Headrest is not available without Leg Rest). Corner Unit is not available with power functions.
- Arms are not removable.